


Home Learning Grid - Year 5 - Week 6



* Activities shaded **yellow** are Essential and must be completed and or submitted to Xuno for teacher feedback to occur

Literacy		Numeracy
Reading	Writing	Number/Measurement
<p>Monday: Inferring short clips <i>"Infer, infer, that's what you can do Sometimes answers aren't in front of you Use your memory, ideas in your brain, Search for clues here and there And use your head again."</i></p> <p>Link: https://www.pixar.com/the-blue-umbrella</p>  <p><u><i>"The blue umbrella"</i></u></p> <p>Task: Watch the video and answer the following questions:</p> <ul style="list-style-type: none"> - How is the Blue Umbrella feeling when it sees the Red Umbrella? Use evidence from the clip. - What emotions is the Blue umbrella displaying? Why? Use evidence from the clip. - Where are the two umbrella's? Where are they heading off too? 	<p>Monday: This week we are drafting, editing and publishing a Persuasive Text.</p> <p>Last week, you were planning a Persuasive Text on a topic of your interest by researching and creating a Plan. Have a look at your plan, and ensure you have enough evidence and details to begin your draft.</p> <p>Task:</p> <ol style="list-style-type: none"> 1. Review your Persuasive Plan and add further evidence/research if needed 2. Write a draft version of your Persuasive Text showing your awareness of audience, text structure, persuasive devices, powerful vocabulary and paragraphing. 3. Use your Oreo planner to help structure your draft. <p>The persuasive text <u>MUST</u> include:</p> <ul style="list-style-type: none"> ● Title ● Introduction ● Paragraph 1 - Argument 1 ● Paragraph 2 - Argument 2 ● Paragraph 3 - Argument 3 ● Conclusion 	<p>Monday: ESSENTIAL ASSESSMENT</p> <p>Task: Essential Assessment Please do the pre test on 'Time' today.</p> <p>Please remember this is a pre test. We are just looking for what information you already know, and therefore what we need to teach you. Please do not ask for help or use technology to help you with the answers.</p>

Tuesday: Inferring short clips

Inferring is when you make an educated guess and use your background knowledge to support your reason.



"La Luna"

Link: <https://www.pixar.com/la-luna>

Task: Watch the video and answer the following questions:

- Who are the two characters? How are they related? What makes you think that?
- Where is the little boy? Use evidence to support your answer.
- What are the stars? What purpose are the stars for?

Tuesday: Continued Persuasive Writing from yesterday

Task:

Continue writing your **draft** version of your Persuasive Text. Remember to show evidence of your awareness of audience, text structure, persuasive devices, powerful vocabulary and paragraphing.

Remember to use the OREO structure in your paragraphs



Tuesday: Essential Assessment

Task: [Essential Assessment](#) Please do the post test on 'Shape' today.

Please remember this is a post test. We are trying to find out what you have learnt, not what you can find out by asking or looking for. Please do not ask for help or use technology to help you with the answers.

Wednesday: Inferring from a Text


Make Inferences and Draw Conclusions

The Case of the Missing Cookie

It was 3:23 pm when the delicious chocolate-chip cookie went missing. I know the exact time because the delivery man came to the door. The cookie was sitting on a plate on the kitchen bench when I walked out to answer the door. By the time I came back, it was gone! I remember that I signed for the package that was delivered at exactly 3:23 pm.

I was distraught! I decided to search the kitchen for clues to find out who stole my scrumptious cookie. As I was looking around, I found some short brown hairs by the bottom of the bench, just below where my cookie had been sitting. I continued to search further and found a tennis ball, just around the corner. It had chocolate-chip cookie crumbs on it! Who would have dropped short brown hairs on the floor and left crumbs on a tennis ball?

There was a trail of crumbs leading toward the back door, which was open. The crumbs led down the back stairs and onto the grass. As I followed the trail, I saw...



Comprehension Task

Make Inferences and Draw Conclusions

The Case of the Missing Cookie

1. Who do you think stole the cookie? Explain why you think this. List three clues that you used.
2. What words did the author use to show that they were looking forward to eating the cookie?
3. Where else could the author have looked for clues?
4. What could have happened after the thief was caught?

CRAZY CREATIVE CHALLENGE

Make a wanted poster for the thief that stole the cookie.

Provide information about the thief, what they stole and the clues that led to them being caught.



Comprehension Task

Task: Read resource attached - *“The Case of the Missing Cookie”* After reading, answer the questions about the text.

Use your inferring skills to draw conclusions. Make sure you use evidence and explain your thinking when answering the questions.

Wednesday: Revise and edit your Persuasive Text

By this stage, your initial draft should be finished. Now is the perfect time to revise. When you revise, you need to review, modify and re organise your writing with the goal of making it more powerful.

<h2 style="color: red; margin: 0;">Revise</h2>  <p style="font-size: 2em; color: red; font-weight: bold; margin: 5px 0;">A</p> <p style="font-size: 0.8em;">Add sentences and words</p> <p style="font-size: 2em; color: red; font-weight: bold; margin: 5px 0;">R</p> <p style="font-size: 0.8em;">Remove unneeded words or sentences</p> <p style="font-size: 2em; color: red; font-weight: bold; margin: 5px 0;">M</p> <p style="font-size: 0.8em;">Move a sentence or word placement</p> <p style="font-size: 2em; color: red; font-weight: bold; margin: 5px 0;">S</p> <p style="font-size: 0.8em;">Substitute words or sentences for others</p>	<h2 style="color: blue; margin: 0;">Edit</h2>  <p style="font-size: 2em; color: blue; font-weight: bold; margin: 5px 0;">C</p> <p style="font-size: 0.8em;">Capitals: sentences, names, places, months, titles, I</p> <p style="font-size: 2em; color: blue; font-weight: bold; margin: 5px 0;">U</p> <p style="font-size: 0.8em;">Usage: match nouns and verbs correctly</p> <p style="font-size: 2em; color: blue; font-weight: bold; margin: 5px 0;">P</p> <p style="font-size: 0.8em;">Punctuation: . ? !, “ ”</p> <p style="font-size: 2em; color: blue; font-weight: bold; margin: 5px 0;">S</p> <p style="font-size: 0.8em;">Spelling: Check all words, use your resources</p>
---	--

© Christian Frederick 2014

Task: Revise your Draft using the ‘Arms’ & ‘Cups’ Strategy. Write your changes with a different colored pen or font so we can see the evidence of your changes.

Wednesday: Time - Clocks

Reading the time is an important skill in life. We need to understand that there are different types of clocks and while our phones can tell us the time in a digital format, it is also important to be able to read an analogue clock like we have in the classroom.

We use the phrase “past” to indicate it is a certain number of minutes past the hour, and “to” indicates a certain number of minutes before the hour.

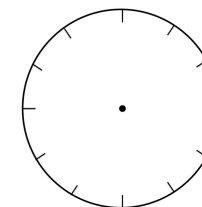
Watch: [Telling Time: 'to' and 'past'](#)

Task:

Students make their own clock and colour in ‘past’ and ‘to’ sides on their clock.

Added challenge:

What are some times when the hour hand and the minute hand are at right angles? How many can you find?



Thursday: Inferring and drawing your interpretation

You are handed a home advertisement and read over the information given on what the property looks like.

Task: Using your inferring skills, sketch the house in detail.

Make sure to research unknown features!

HOUSE FOR SALE!

Carefully read the description of the property features below. Using only the information given, sketch the exterior of the front of the house in the space available. Read through the information carefully as not all of it will be needed to sketch your house.

Property Features

You'll love this gorgeous single-storey home located just three blocks from Paradise Primary School in Pantomville. This solid structure of brown, man-made material, topped with a canopy of emerald tiles, will give you 150 square metres of cosy home. Winters are toasty when sitting by crackling embers. Wake up each morning to awe-inspiring sunsets through the front rooms and entry. Approaching the misted slope, you are immediately greeted by ruby wood with a gorgeous brass knob. A low maintenance, moveable garden highlights the quaintness of the house with indoor drips matching the pale-red garden roses. Contact the realtor for further information.

Thursday: Self Assess your Persuasive Text

Your next step is to publish your work. To assist you do this we have supplied a rubric to help you ensure that your work is to the highest standard.

Task:

1. Read the rubric below
2. Mark yourself using the score range for each element.
3. Revise the areas that could be improved on your draft.
4. Show evidence of those changes.

Creates presentation or formatting that makes text easy to read with a pleasing appearance that enhances understanding	Score (Give yourself a score between 1 – 6)
Has font styles/sizes that are consistent and appropriately chosen, supporting understanding and readability; some font styles may vary to highlight sections of the text	
Features white space that helps reader focus on text; uses margins to frame piece and other white space to set off graphics and text features	
Indents or blocks paragraphs	
Incorporates text features that help to integrate ideas, articulate meaning, and support reading	
Features visuals/graphics that support and clarify text	
Uses neat and readable handwriting	
Uses uniform spacing and lettering	

You might find it helpful to look at the example we showed you last week (Kids Under 12 Should Not Have an iPhone)


Thursday: Time - using an analogue clock

Task:


Draw the following times on an analogue clock. You may draw them on the sheet below or you may like to use an [Interactive clock](#) and take screenshots.

CHOOSE ONE SET ONLY that will challenge you.

Set 1	Set 2	Set 3
a. 4:15am b. 11:45am c. 6:30pm d. 1:15am e. 12:45am	a. 3:10pm b. 10:55am c. 7:25am d. 6:08am e. 8:42pm	a. quarter past three b. half past eleven c. quarter to nine d. twenty past eight e. twenty to six


<p>Friday: BTN</p> <p>Watch the BTN episode titled '<i>Handshake History.</i>' https://www.abc.net.au/btn/classroom/handshake-history/12224640</p> <p>Task: Answer the following questions:</p> <ol style="list-style-type: none"> 1. What is the earliest example of handshakes in history? 2. Complete this sentence. In Greece in the 5th Century BCE handshaking was a way of showing that you didn't have any _____. 3. What type of greeting do many people in East Asian countries use? 4. What other types of greetings do people use? Give an example. 5. What did you like about the <i>Handshake History</i> story? 	<p>Friday: Publish your Persuasive text</p> <p>Publishing is the final step in the Writing Cycle. When you publish, you are writing and presenting your piece for the final time using your ipad / laptop. Make sure you include any changes that you made to make your writing more powerful.</p> <p>Task:</p> <ul style="list-style-type: none"> - Publish your Persuasive Text using 4 star effort - You can use Book Creator or Docs. 	<p>Friday: Time</p> <p>Your teacher has set some 'Time' Tasks on Study Ladder.</p> <p>Task:</p> <ul style="list-style-type: none"> • Go to StudyLadder • Complete the set tasks <p>Use your Maths book to show your working out if required.</p>
Spelling	Inquiry	Personal & Social Learning
<p>Activity 1: Editing Spelling words in text</p> <p>Task: Go onto study ladder complete set spelling tasks. Minimum 5 tasks.</p>	<p>Activity 1:</p> <p>Using the person you researched last week, write a diary of a day in their life. Dress up as your person and video doing an activity or take a photo of yourself dressed up.</p>	<p>Activity 1) Smiling Mind</p> <p>Task: Complete next task</p>

Specialists

Art	Music	Spanish	PE
<p>We are learning to draw manga characters in different poses.</p> <p><u>Manga – Drawing Different Poses</u></p> <p>This week we are going to be looking at drawing different poses. Drawing people can be a little difficult, but just try your best!</p> <p>Think of the story behind your character. Is it running to rescue someone? Dodging an upcoming threat? Throwing an object? Whatever it may be, Manga styles show some kind of movement in their positions.</p> 	<p>We are learning to test our skills at writing rhythm music.</p> <p>You will need to test the learning that we have done on writing rhythm music by creating three written pieces of music that follow the three sets of instructions on your music resource sheet.</p> <p>IT IS ESSENTIAL THAT YOU SEND YOUR WORK TO MR TOOTH via Xuno or by returning it to school.</p>	<p>We are having a quiz of various Spanish vocabulary.</p> <p>Activity: Go to your google classroom and complete the quiz activity for this week. You must attempt this quiz and be sure to complete it.</p>	<p>We are learning to create our own workout.</p> <p>1. Create your Own Workout</p> <p>This week you are going to create your own Workout! Your workout should include 10 exercises. You should have a go at completing your workout at least once this week.</p> <p>(In the attached document you will have all the instructions you require).</p> <p>2. Physical Activity Calendar</p> <p>Add this week’s Workout to your calendar, along with any other physical activity you have completed. Try to do at least 30 minutes of physical activity each day.</p>

Revise

Edit



A Add sentences and words

C Capitals: sentences, names, places, months, titles, I

R Remove unneeded words or sentences

U Usage: match nouns and verbs correctly

M Move a sentence or word placement

P Punctuation: . ? ! , " "

S Substitute words or sentences for others

S Spelling: Check all words, use your resources

HOUSE FOR SALE!

Carefully read the description of the property features below. Using only the information given, sketch the exterior of the front of the house in the space available. Read through the information carefully as not all of it will be needed to sketch your house.


Property Features

You'll love this gorgeous single-storey home located just three blocks from Parkside Primary School in Pentonville. This solid structure of brown, man-made material, topped with a canopy of emerald tiles, will give you 150 square metres of cosy home. Winters are toasty when sitting by crackling embers.

Wake up each morning to awe-inspiring sunrises through the front rooms and entry.

Approaching the matted stoop, you are immediately greeted by ruby wood with a gorgeous brass knob. A low maintenance, moveable garden highlights the quaintness of the house with indoor drapes matching the pale-red garden roses.

Contact the realtor for further information.



The Case of the Missing Cookie

It was 3:23 pm when the delicious chocolate-chip cookie went missing. I know the exact time because the delivery man came to the door. The cookie was sitting on a plate on the kitchen bench when I walked out to answer the door. By the time I came back, it was gone! I remember that I signed for the package that was delivered at exactly 3:23 pm.

I was distraught! I decided to search the kitchen for clues to find out who stole my scrumptious cookie. As I was looking around, I found some short brown hairs by the bottom of the bench, just below where my cookie had been sitting. I continued to search further and found a tennis ball, just around the corner. It had chocolate-chip cookie crumbs on it! Who would have dropped short brown hairs on the floor and left crumbs on a tennis ball?

There was a trail of crumbs leading toward the back door, which was open. The crumbs led down the back stairs and onto the grass. As I followed the trail, I saw...



The Case of the Missing Cookie

1. Who do you think stole the cookie?
Explain why you think this. List three clues that you used.
2. What words did the author use to show that they were looking forward to eating the cookie?
3. Where else could the author have looked for clues?
4. What could have happened after the thief was caught?

CRAZY CREATIVE CHALLENGE

Make a wanted poster for the thief that stole the cookie.

- Provide information about the thief, what they stole and the clues that led to them being caught.



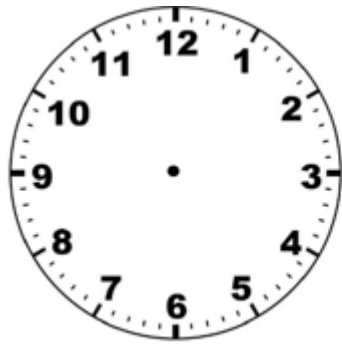
Creates presentation or formatting that makes text easy to read with a pleasing appearance that enhances understanding	Score (Give yourself a score between 1 – 6)
Has font styles/sizes that are consistent and appropriately chosen, supporting understanding and readability; some font styles may vary to highlight sections of the text	
Features white space that helps reader focus on text; uses margins to frame piece and other white space to set off graphics and text features	
Indents or blocks paragraphs	
Incorporates text features that help to integrate ideas, articulate meaning, and support reading	
Features visuals/graphics that support and clarify text	
Uses neat and readable handwriting	
Uses uniform spacing and lettering	



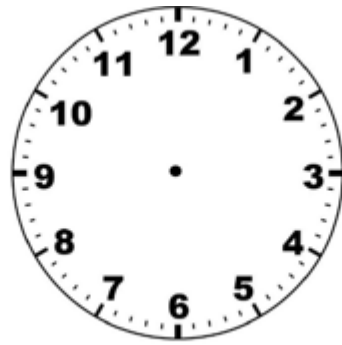
Thursday Maths Activity



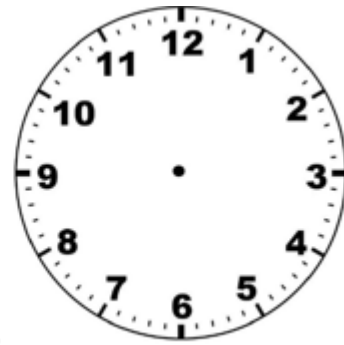
a.



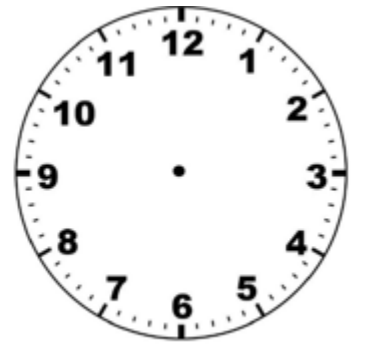
b.



c.



d.



e.